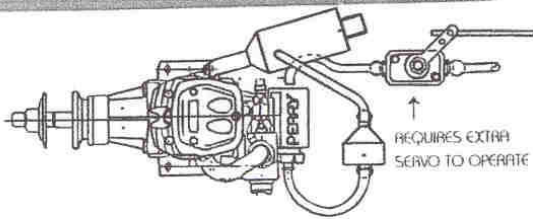


1-630-858-3160

### REMOTE SMOKE VALVE #VP RSV-04




MOUNT THE REMOTE SMOKE VALVE IN THE ENGINE COMPARTMENT. KEEP SUPPLY LINES AS SHORT AS POSSIBLE.

ADJUST THE VALVE ARM AND SERVO LINKAGE TO BE SURE THE SERVO IS NOT STALLED AT THE OPEN OR CLOSED POSITIONS. FROM OPEN TO CLOSE REQUIRES ABOUT 60° OF ROTATION, WHILE THE TOTAL TRAVEL IS 90° FROM STOP TO STOP. USE FUEL TUBING THAT IS COMPATIBLE WITH SMOKE OILS.

THIS NO LEAK VALVE TURNS YOUR SMOKE SYSTEM ON & OFF WITHOUT PINCHING THE LINE

THE FUEL SHUTOFF VALVE IS PLACED IN LINE WITH THE TANK AND PUMP

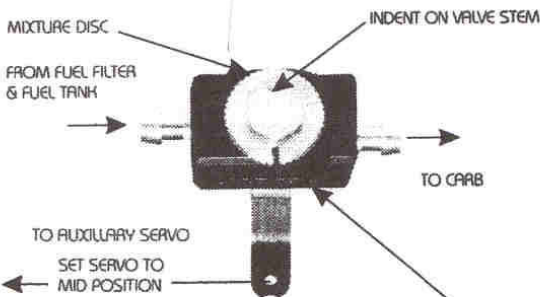
USES FOUR O RINGS TO PRESERVE FOR LONG LIFE



825 Duane St.  
Glen Ellyn, Illinois 60137  
1-630-858-3160

### INFLIGHT MIXTURE CONTROL

1. MOUNT THE IMC-05 IN THE ENGINE COMPARTMENT AND CONNECT AS SHOWN.



PRIOR TO INSTALLATION, ROTATE THE DISC SO THAT THE PLUS (+) AND MINUS (-) ARE ON THE SIDE OF THE BODY THAT SAYS **PERRY**.

2. START YOUR ENGINE AND ADVANCE THE THROTTLE TO FULL. SET YOUR CARB NEEDLE VALVE TO A RICH SETTING.

3. PLACE A SMALL SCREWDRIVER INTO THE SLOT OF THE MIXTURE DISC AND ROTATE TOWARD THE MINUS DIRECTION UNTIL THE ENGINE LEANS OUT. NOW RETARD THE SERVO TO A SLIGHTLY RICHER SETTING.

CLEANING: IF CLEANING IS REQUIRED, DISASSEMBLE THE UNIT BY UNSCREWING THE NUT FROM THE BOTTOM, REMOVING THE ACTUATING ARM FROM THE VALVE STEM AND REMOVE THE FUEL MIXTURE DISC WHILE THE VALVE IS STILL IN THE MIXTURE DISC.


DO NOT REMOVE THE VALVE STEM FROM THE DISC WITHOUT REMOVING THE BOTTOM "O" RING ON THE STEM. IN MOST CASES IT SHOULD NOT BE NECESSARY TO REMOVE THE STEM FROM THE MIXTURE DISC TO CLEAN IT. TO CLEAN THE DISC RUN A PIECE OF PAPER

1-630-858-3160

### REMOTE NEEDLE VALVE #VP RNV-01

TYPICAL MOUNTING LOCATIONS INCLUDE FIREWALL, MOTOR MOUNT AND COUPLING.

DO NOT DRILL MOUNTING HOLES IN BODY LARGER THAN PROVIDED

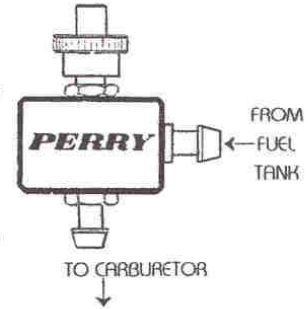


HARDWARE PROVIDED WILL ALLOW MOUNTING UP TO 1/4" THICK MATERIAL.

KEEP LINE FROM REMOTE NEEDLE VALVE CARBURETOR AS SHORT AS POSSIBLE.

#### Ground Adjustable Only

SET YOUR CARBURETOR TO A FULL RICH SETTING AND MAKE YOUR MIXTURE ADJUSTMENTS WITH THE REMOTE NEEDLE VALVE. THE VP-RNV01 CAN BE USED WITH ENGINES RANGING FROM .025 - 1.20



**Safety Feature: Keeps fingers away from propeller**

### Perry

A division of

*Conley Precision Engines, Inc.*

825 Duane St.  
Glen Ellyn, Illinois 60137  
1-630-858-3160

THE VP-2CV CHECK VALVE IS NECESSARY TO USE BETWEEN THE PUMP AND THE MUFFLER TO PREVENT BACK FLOW FROM MUFFLER PRESSURE AND RESIDUAL GLOW FUEL AND OILS FROM FLOWING BACK INTO THE PUMP.

